


Bluebell

[AL16]



Specifications

Lamp

Two slim, energy-efficient, T5, high-output, fluorescent, 3500K lamps are standard. 4100K optional.

Ballast

High power factor, electronic ballast for increased energy efficiency, elimination of flickering, and cooler operation.

Cord

9' cord with straight plug

Cord Exit

Bottom of fixture

Cord Rotation

Straight

Cord Color

Black

Switch

Two position black rocker, bottom of housing (opposite end of fixture as cord exit)

Reflector

Translucent and specular

Mounting (must specify)

Shelf or Panel to mount on top of office furniture system panels.

Sensor

Optional Isolé eight outlet power strip with remote occupancy sensor control of six outlets, LED grounding indication, and on/off switching. (See Isolé cut sheet for specifications).


Finish

Light Corp standard colors or various office furniture manufacturers' colors

Certifications

UL

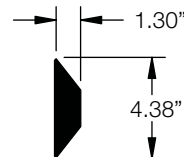
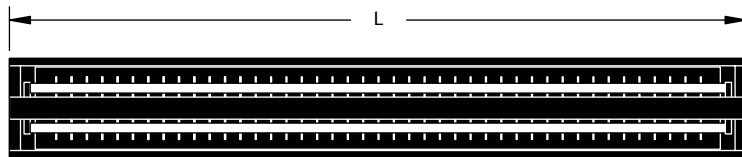
Lighting Specialties
www.lightingspecialties.com
(800) 876-2852



Base Models

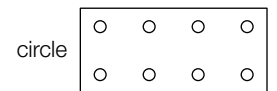
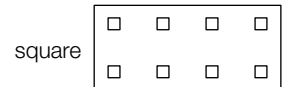
Base Number	Length	Wattage
AL16 30	29.84"	48
AL16 36	35.84"	78
AL16 42	41.84"	78
AL16 48	47.84"	108
AL16 60	59.84"	160

The **Bluebell AL16** ambient light brings indirect light with remarkable brightness continuity to office environments. Its unique design includes two T5 high-output, 3500K energy-efficient lamps and a thermally protected electronic ballast to ensure cool operation. A translucent and specular reflector diffuses light evenly throughout the space. Warranted for 12 years, excluding lamp and ballast.



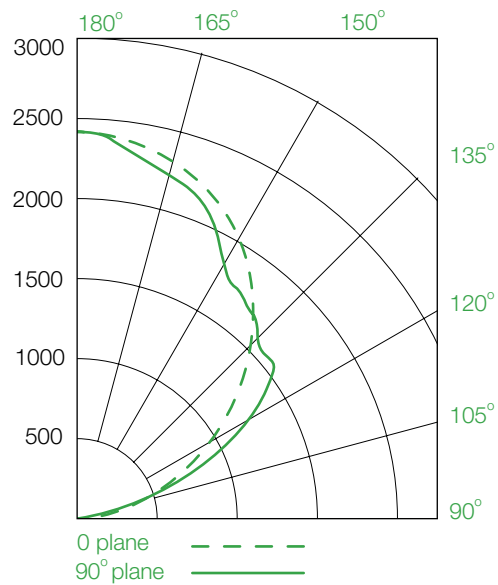
Performance Test Installation Data

Base Number	AL16 48
Lamp	two T5 3000K
Ballast	electronic
Power Factor	HPF
Lens	n/a
Reflector	specular aluminum
Total Luminaire efficiency	75.8%
CIE Type	indirect



Candela Distribution

	0°	22.5°	45°	67.5°	90°	Flux
90°	0	0	1	3	6	
95°	59	40	11	14	15	44
105°	371	497	452	328	275	426
115°	767	779	996	983	958	893
125°	1169	1094	1233	1444	1467	1134
135°	1551	1497	1461	1575	1602	1177
145°	1880	1802	1765	1706	1750	1113
155°	2133	2066	2066	2049	2030	950
165°	2311	2278	2242	2223	2222	636
175°	2406	2402	2403	2383	2376	227
180°	2414	2414	2414	2414	2414	



Zonal Lumen Summary

Zone	Lumens	% Lamp	% Luminaire
0° - 90°	67	0.81	0.0
90° - 120°	1363	15.5	20.4
90° - 130°	2497	28.4	37.5
90° - 150°	4786	54.4	71.8
90° - 180°	6599	75.0	99.0
0° - 180°	6667	75.8	100.0

Bluebell

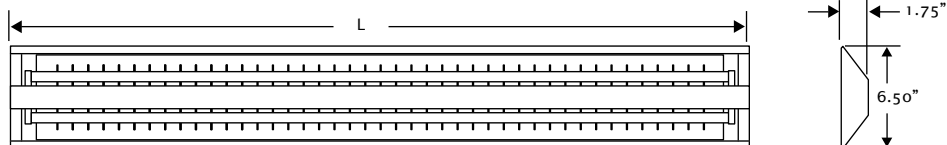
AL16 ambient light

AL16 base model includes:

- Two T5 high output 3500K fluorescent lamps
- High power factor electronic ballast
- 9' black molded straight plug, bottom of housing
- Black rocker switch, 2 position, bottom of housing
- High performance, specular aluminum reflector
- Mounting hardware package - must specify
- Paint finish - must specify
- UL listed



Base Number	Suggested Panel Size	Actual Length	Lamp Wattage
AL16 30	30"-36"	29.84"	2 - 24
AL16 36	36"-42"	35.84"	2 - 39
AL16 42	42"-48"	41.84"	2 - 39
AL16 48	48"-60"	47.84"	2 - 54
AL16 60	72"	59.84"	2 - 80



Specifying notes:

- Switch and cord exit are on opposite ends of the fixture.
- Standard housing has no perforations. For perforated die cuts, specify per order code on next page.
- The perforated die cuts allow for limited down lighting.
- Cord covers are available in black (209), gray taupe (228), light tone (063), stone gray (062) and soft white (061); color code must be specified with size of cord cover.
- Complete photometric data is available.
- Check local codes for application restrictions.

Bluebell

AL16 ambient light

AL16 base model prices

Base Number	Suggested Panel Size	Actual Length	List Price
AL16 30	30"-36"	29.84"	\$ 848.00
AL16 36	36"-42"	35.84"	901.00
AL16 42	42"-48"	41.84"	996.00
AL16 48	48"-60"	47.84"	1049.00
AL16 60	72"	59.84"	1261.00

Note: Mounting is included in list price

Mounting options:

Panel mount (PM) clamp mount brackets for the top of office system furniture panels. The manufacturer and system name that the fixture will be mounting on must be specified when ordering.

Shelf mount (SM) feet attached to the bottom of the fixture for shelf mounting.

Note: Stanchions for panel and shelf mounting are 2 inches in height.

Cord cover color code

Finish	Code
Black	209
Gray taupe	228
Light tone	063
Stone gray	062
Soft white	061

How to specify the AL16 ambient light

Example AL16 42 018 ST90

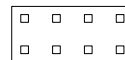
1. base number
2. paint finish
3. mounting code

AL16 option prices

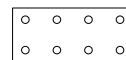
Option	Description	Code	List Price
Lamp:	4100K	TRI41	\$ 0.00
Cord color:	Gray	SPGR	8.00
	Neutral	SPNL	8.00
Cord manager:	Horizontal	CM1	3.00
	2- 2" vertical	CM2	3.00
	12" vertical	CM3	3.00
	Bag of 50 horizontal (CM1)	CM4	37.00
Cord cover:	24" cover (add color code)	CMC24	13.00
	48" cover (add color code)	CMC48	21.00
Housing die cuts:	1 1/4" slits	PA	80.00
	1/4" squares	PB	80.00
	1/4" circles	PC	80.00
Mounting:	Shelf mount	SM	0.00
	Panel mount	PM	0.00



slits

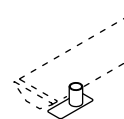


squares

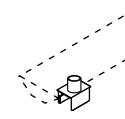


circles

When choosing options refer to pages 48-53 to verify proper use.



shelf mount



panel mount

1. Specify base number.
2. Select paint finish from page 54.
3. Select code for manufacturer and system name of panel that the light will be mounting on, page 58.

If manufacturer and system name code is not listed, identify them on your purchase order and a Light Corporation customer service rep will contact you on availability.