



Examination Light

# AIM<sup>®</sup> HI LED

High-quality illuminance, user-friendly dimming and focus controls combined with an arm and mount system that allows for precise positioning and maximum flexibility and reach.



burton<sup>®</sup>

Examination Light

# AIM HI LED

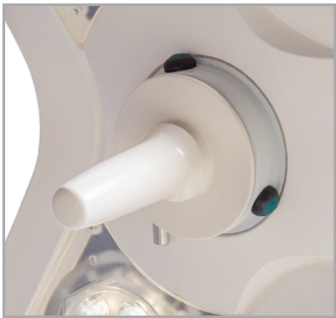
The right light for procedures.

Burton has designed an examination and procedure light that optimizes design, performance and value. AIM HI LED precisely-positioned, high-intensity LED modules reduce shadows and produce a larger and adjustable light pattern. User-friendly dimming and focus controls are conveniently located on and near the light head handle.

Burton's drift-free arm and mounting systems offer the user flexibility, reach, and ease of placement. All this in a light system that is value-driven, dependable, assembled in the USA, and backed by Burton's industry-leading 5-year warranty and EnabledLED license.

**Features**

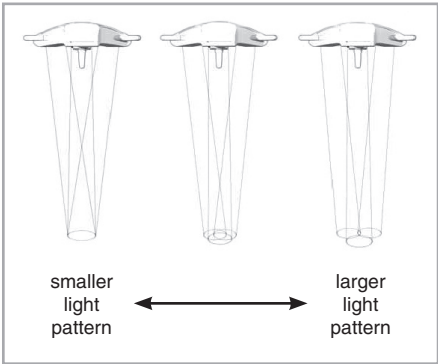
- 100,000 lux (9290 fc) at 1 meter (AIM HI 100)
- 70,000 lux (6503 fc) at 1 meter (AIM HI 70)
- 4300 K color temperature
- CRI (Color Rendering Index) of >95
- 3-step dimmable (100% / 75% / 50%) using easy-to-reach push-button controls
- Multiple LED system helps minimize shadowing
- Larger adjustable light pattern
- Focus by rotating center handle
- 360° limitless arm rotation (single ceiling mount)
- Smooth design; easy to clean
- 5-year limited warranty
- Assembled in USA



**3-step Dimmable**  
100% / 75% / 50% using easy-to-reach push-button controls



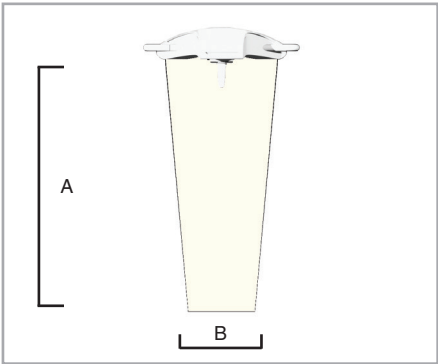
**Focusable**  
Removable, sterilizable handle to adjust light pattern



**Larger and Adjustable Light Pattern**  
The multiple reflectors of the AIM HI LED can be tilted by rotating the sterilizable light handle to adjust the size and pattern of the light to the working area.



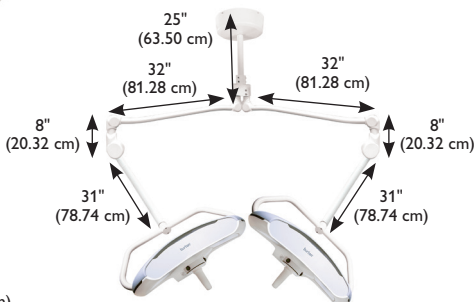
**Light Pattern Free of Cast Shadows**  
The AIM HI LED has a unique Y-Shaped design, which facilitates placement of the light head around the practitioner's head minimizing the obstruction of light into the procedural field.



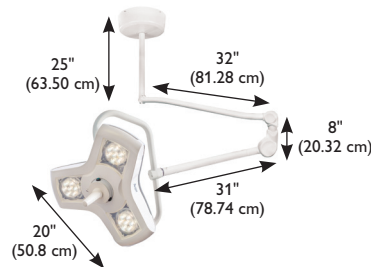
Depth of Field / Beam Diameter			
		cm	in
A	Depth of Field	119	47
B	Beam Diameter	25	10



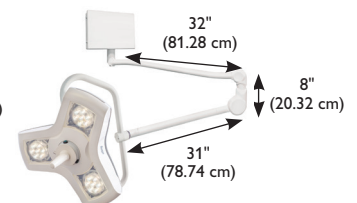
**Floor Stand**



**Double Ceiling**



**Single Ceiling**

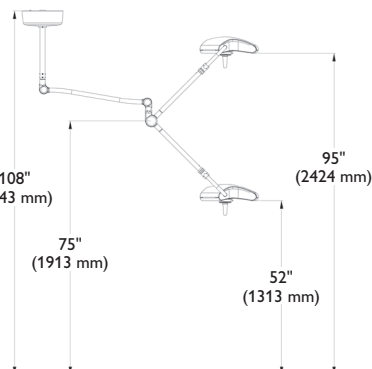
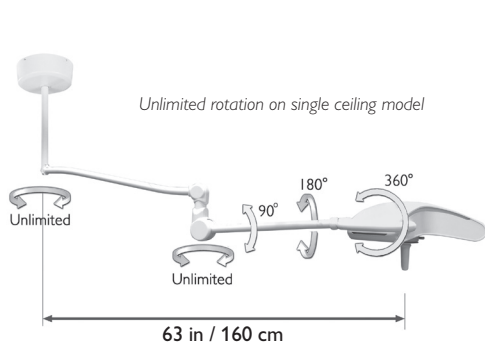


**Wall**

All models are sold complete with light and arm system. (Product images not to scale.)

Ceiling models only: down tubes available for different ceiling heights, field trimmable (see accessories list on back).

## AIM HI LED range of motion



### Unlimited Rotation and Maximum Reach

The AIM HI LED's 360° limitless arm and mounting system rotation around vertical axes on single ceiling models is a key feature previously available only on more expensive OR lights. The arm system also provides a maximum reach of 63" (160 cm) and diameter of 10' (305 cm), allowing it to illuminate the patient from head to toe with no drift.

# Summary of technical data

## AIM HI LED

Illuminance:	AIM HI 100 - 100,000 Lux (9290 fc) / AIM HI 70 - 70,000 Lux (6503 fc) at 1 meter (39.37")
Color Temperature:	4300 Kelvin
CRI (Color Rendering Index):	>95
Focusing:	Adjustable by rotating center handle
Light Source:	LED
Number of LED Modules:	3
Rated Life of LED Lamp:	50,000-hour
Power:	AIM HI 100 - 45 Watts / AIM HI 70 - 37 Watts
Certifications/Approvals:	IEC 60601-1 / IEC 60601-1-2 / IEC 60601-2-41 / IEC 60601-1-6
Product Warranty:	5-year limited warranty

# Ordering Information

## AIM HI LED

### Universal Input 100-240v 50-60Hz Model

Model	Description
ALED070FL00	ALED070 Floor Stand NEMA 5-15P
ALED070FL01	ALED070 Floor Stand, CEE 7/7
ALED070FL02	ALED070 Floor Stand, AS/NZS 3112
ALED070FL03	ALED070 Floor Stand, BS1363
ALED070SC	ALED070 Single Ceiling
ALED070DC	ALED070 Dual Ceiling
ALED070W	ALED070 Wall
ALED100FL00	ALED100 Floor Stand, NEMA 5-15P
ALED100FL01	ALED100 Floor Stand, CEE 7/7
ALED100FL02	ALED100 Floor Stand, AS/NZS 3112
ALED100FL03	ALED100 Floor Stand, BS1363
ALED100SC	ALED100 Single Ceiling
ALED100DC	ALED100 Dual Ceiling
ALED100W	ALED100 Wall

### IEC Plug Type



Default (No Code): NEMA 5-15P    01: CEE 7/7    02: AS/NZS 3112    03: BS1363

**Floor Model Only: Add appropriate Plug Type to the end of the model number.**

**ALED070FL01**

Model                      Plug Type

**Example 1:** ALED070FL for a 100-240V Floor Stand Model with Nema 5-15P Plug.

**Example 2:** ALED070FL01 for a 100-240V Floor Stand Model with CEE 7/7 to C60320C13Plug.

## ACCESSORIES

Model No.	Description
1017040	Sterilizable / Autoclavable Handle
4000420	Disposable Handle Covers, Sterile, 25/box
1017084	42" Down Tube 10 ft Ceiling
5000085	52" Down Tube over 10 ft Ceiling



© 2018 Burton Medical. All rights reserved.  
Burton Medical reserves the right to make changes in specifications and/or to discontinue any product at any time without notice or obligation and will not be liable for any consequences resulting from the use of this publication.

**burton®**

Burton Medical, LLC  
2300 W Windsor Ct., Suite C  
Addison, IL 60101 USA  
Phone (800) 444-9909, Fax (800) 765-1770  
Burtonmedical.com